

HARDEE'S (CORPORATE LEASE)

INMAN, SC

Marcus & Millichap
Real Estate Investment Services



OFFERING MEMORANDUM





The information contained in the following Marketing Brochure is proprietary and strictly confidential. It is intended to be reviewed only by the party receiving it from Marcus & Millichap and should not be made available to any other person or entity without the written consent of Marcus & Millichap. This Marketing Brochure has been prepared to provide summary, unverified information to prospective purchasers, and to establish only a preliminary level of interest in the subject property. The information contained herein is not a substitute for a thorough due diligence investigation. Marcus & Millichap has not made any investigation, and makes no warranty or representation, with respect to the income or expenses for the subject property, the future projected financial performance of the property, the size and square footage of the property and improvements, the presence or absence of contaminating substances, PCB's or asbestos, the compliance with State and Federal regulations, the physical condition of the improvements thereon, or the financial condition or business prospects of any tenant, or any tenant's plans or intentions to continue its occupancy of the subject property. The information contained in this Marketing Brochure has been obtained from sources we believe to be reliable; however, Marcus & Millichap has not verified, and will not verify, any of the information contained herein, nor has Marcus & Millichap conducted any investigation regarding these matters and makes no warranty or representation whatsoever regarding the accuracy or completeness of the information provided. All potential buyers must take appropriate measures to verify all of the information set forth herein.

ALL PROPERTY SHOWINGS ARE BY APPOINTMENT ONLY. PLEASE CONSULT YOUR MARCUS & MILLICHAP AGENT FOR MORE DETAILS.

*****WARNING: Under no circumstances should any Broker or Principal directly contact the tenant. In the event this warning is disregarded, Seller reserves the right to seek legal redress for any damages that may occur from such interference.*****



Single-Tenant Net-Leased Disclaimer

Marcus & Millichap hereby advises all prospective purchasers of Single-Tenant Net-Leased property as follows:

The information contained in this Marketing Brochure has been obtained from sources we believe to be reliable. However, Marcus & Millichap has not and will not verify any of this information, nor has Marcus & Millichap conducted any investigation regarding these matters. Marcus & Millichap makes no guarantee, warranty or representation whatsoever about the accuracy or completeness of any information provided.

As the Buyer of a single-tenant property, it is the Buyer's responsibility to independently confirm the accuracy and completeness of all material information before completing any purchase. This Marketing Brochure is not a substitute for your thorough due diligence investigation of this investment opportunity. Marcus & Millichap expressly denies any obligation to conduct a due diligence examination of this Property for Buyer.

Any projections, opinions, assumptions or estimates used in this Marketing Brochure are for example only and do not represent the current or future performance of this property. The value of a single-tenant property to you depends on factors that should be evaluated by you and your tax, financial and legal advisors.

Buyer and Buyer's tax, financial, legal, and construction advisors should conduct a careful, independent investigation of any single-tenant property to determine to your satisfaction with the suitability of the property for your needs.

Like all real estate investments, this investment carries significant risks. Buyer and Buyer's legal and financial advisors must request and carefully review all legal and financial documents related to the property and tenant. While the tenant's past performance at this or other locations is an important consideration, it is not a guarantee of future success. Similarly, the lease rate for some properties, including newly-constructed facilities or newly-acquired locations, may be set based on a tenant's projected sales with little or no record of actual performance, or comparable rents for the area. Returns are not guaranteed; the tenant and any guarantors may fail to pay the lease rent or property taxes, or may fail to comply with other material terms of the lease; cash flow may be interrupted in part or in whole due to market, economic, environmental or other conditions. Regardless of tenant history and lease guarantees, Buyer is responsible for conducting his/her own investigation of all matters affecting the intrinsic value of the property and the value of any long-term lease, including the likelihood of locating a replacement tenant if the current tenant should default or abandon the property, and the lease terms that Buyer may be able to negotiate with a potential replacement tenant considering the location of the property, and Buyer's legal ability to make alternate use of the property.

By accepting this Marketing Brochure you agree to release Marcus & Millichap Real Estate Investment Services and hold it harmless from any kind of claim, cost, expense, or liability arising out of your investigation and/or purchase of this single-tenant property.



SECTION ONE

.....PRICING & FINANCIAL ANALYSIS

SECTION TWO

.....PROPERTY DESCRIPTION

SECTION THREE

.....DEMOGRAPHIC ANALYSIS



Financial Overview

LOCATION

11960 Asheville Highway
Inman, SC 29349

Price	\$1,091,632
Down Payment	100% \$1,091,632
Rentable Square Feet *	4,246
Price/SF	\$257.10
CAP Rate	7.50%
Lot Size	46,744 SF*
Type of Ownership	Fee Simple

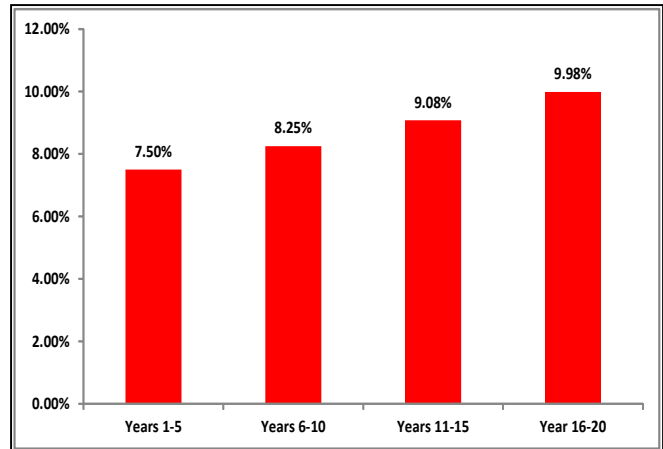
ANNUALIZED OPERATING DATA

<u>Rent Increases</u>	<u>Annual Rent</u>	<u>Monthly Rent</u>
Years 1-5	\$81,872.00	\$6,822.67
Years 6-10	\$90,059.20	\$7,504.93
Years 11-15	\$99,065.12	\$8,255.43
Years 16-20	\$108,971.63	\$9,080.97
Base Rent (\$19.28/SF)		\$81,872
Net Operating Income		\$81,872
Total Return		7.50% \$81,872

TENANT SUMMARY

Tenant Trade Name	Hardee's
Ownership	Private
Tenant	Hardee's
Lease Guarantor	Hardee's Food Systems, Inc.
Lease Type	Absolute Net
Roof and Structure	Tenant Responsible
Lease Term	20 Years
Lease Commencement Date	Upon Close fo Escrow
Rent Commencement Date	Upon Close of Escrow
Lease Expiration Date	Est. Sept. 2031
Term Remaining on Lease	20 Years
Increases	10% Every Five-Years
Options	Four, Five-Year Options

PRO FORMA CAP RATE GROWTH CHART**



**Based on 10% rent increases every five years.

*Building Size, and Lot Size information provided by the Seller and RealQuest.com. Buyer will need to verify the accuracy of these estimates during their due diligence period.



Company Information



Hardee's Food Systems, Inc. is a wholly-owned subsidiary of CKE Restaurants, Inc. CKE Restaurants, Inc. is a privately held company founded in 1941 and headquartered in Carpinteria, California. CKE, through its subsidiaries, has a total of 3,159 franchised, licensed or company-operated restaurants in 42 states and 18 countries, including 1,249 Carl's Jr. restaurants and 1,899 Hardee's restaurants. In July 2010, CKE Restaurants, Inc. was acquired by a private equity group.



Hardee's was founded in 1960 by Wilber Hardee when he opened his first restaurant in Greenville, North Carolina. Five months later, he had his first franchisee and the concept soon grew throughout the Midwestern and Southeastern US. In 1997, Hardee's was acquired by CKE Restaurants, Inc. The chain has built its reputation on a unique breakfast menu featuring Hardee's Made from Scratch™ Biscuits. With a renewed emphasis on premium quality, Hardee's has taken the lunch/dinner segment to the next level with its line of 100 percent Black Angus beef Thickburgers™. Other menu favorites include charbroiled and crispy chicken sandwiches and delicious Crispy Curls™ French Fries. In 2002, CKE Restaurants acquired Santa Barbara Restaurant Group which operated the Green Burrito Brand, a key piece of its dual-branding strategy. CKE co-branded the Carl's Jr. and Green Burrito concepts, and in 2005 began co-branding several Hardee's locations with the Red Burrito concept. There are 180 dual-branded Hardee's / Red Burrito units. Today there are 1,899 Hardee's locations in 30 states and internationally in the Middle East.

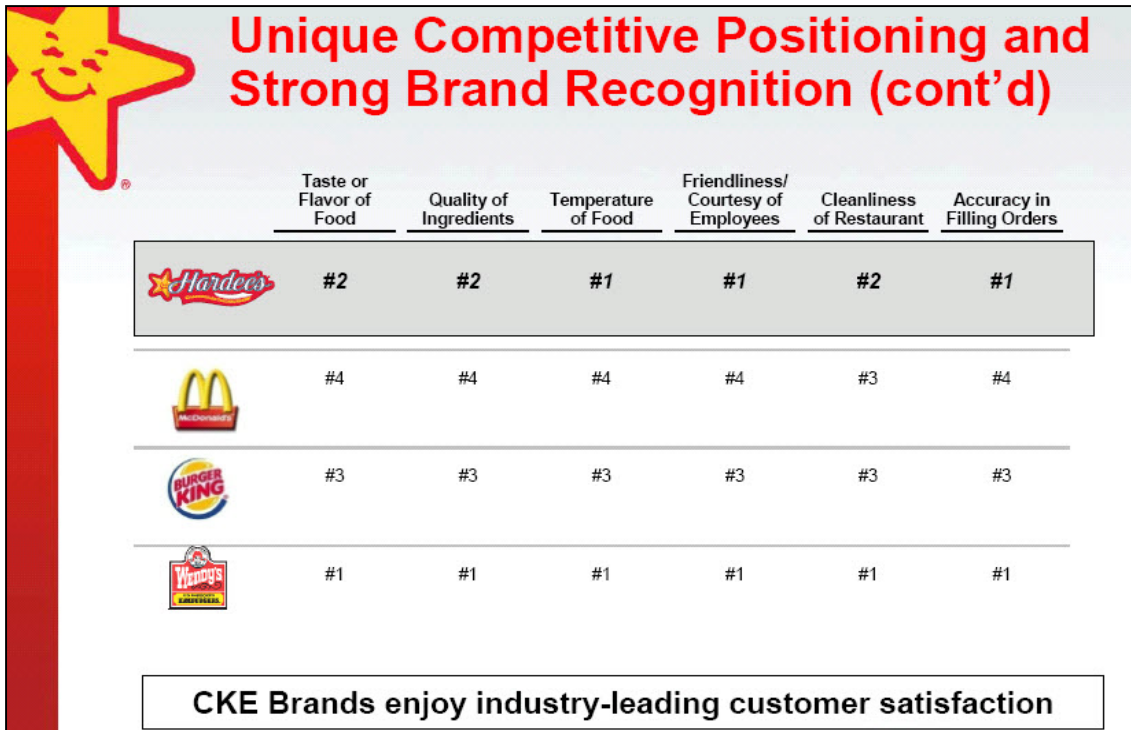


Carl's Jr. has been a well recognized west coast fast food concept for over 65 years. Using \$15 in savings and borrowing \$311 on their Plymouth automobile, Carl N. Karcher and his wife, Margaret, purchased a single hot dog cart in 1941 in Los Angeles. In 1945, the Karchers moved to Anaheim and opened their first full-service restaurant, Carl's Drive-In Barbeque. The Karchers soon grew their small business, eventually focusing their efforts on the Carl's Jr. brand, one of the first in a new breed of restaurants that today make up the quick-service restaurant industry. With more than 1,200 restaurants, Carl's Jr. is regarded as the place to go for premium-quality burgers. Signature menu items include The Six Dollar Burger™ line, the Western Bacon Cheeseburger® and the Super Star® hamburger. Other favorites include charbroiled and crispy chicken sandwiches, entrée salads, low-carb selections and hand-scooped ice cream shakes & malts. In 2002, CKE Restaurants acquired Santa Barbara Restaurant Group which operated the Green Burrito Brand. There are approximately 500 dual-branded Carl's Jr. / Green Burrito units, making Green Burrito the fourth largest Mexican fast food restaurant chain in the US by number of units. Carl's Jr. currently operates in 14 western states, Mexico, Russia, Malaysia and Singapore.

Source: www.ckr.com



Company Info - Brand Recognition



There are several key initiatives and areas of focus at Hardee's. The brand's emphasis on superior customer service coupled with its balanced menu gives Hardee's an ideal opportunity to build sales during all meal occasions. The key driver in improving Hardee's profitability is increasing sales. The average unit volume at company-operated Hardee's restaurants has grown 40% from 2001 to 2010. For fiscal year 2011, Hardee's® same-store sales increased 4.4%. "Hardee's continued to generate strong same-store sales results during the fourth quarter. Including period 13, Hardee's has now had twelve consecutive periods of positive same-store sales.....We are pleased to have generated \$37.1 million of Adjusted EBITDA in the fourth quarter," said Andrew F. Puzder, Chief Executive Officer.*

Hardee's is currently focusing on remodeling its existing franchised and licensed restaurants in order to continue this success.**

*For a full copy of the earnings release go to: <http://investor.ckr.com/press-release/cke/cke-restaurants-inc-reports-results-fourth-quarter-and-full-year-fiscal-2011>.

**Redacted portion from CKE Prospectus dated March 11, 2011.

Source: www.ckr.com



Investment Overview



INVESTMENT HIGHLIGHTS

Corporate Guarantee by Hardee's Food Systems, Inc. (1,899 locations across the Midwest and Southeastern US)

New Absolute NNN Lease - No landlord maintenance responsibilities

10 percent rent increases every five years during the initial lease term

Four, five-year renewal options

The subject property is a single tenant, freestanding Hardee's restaurant absolute net-leased to Hardee's Food Systems, Inc. The property is located along Highway 176 (Asheville Highway), the primary route connecting Inman with Interstate 26 and Spartanburg. The Hardee's has a new 20-year lease with four, five-year renewal options. There are 10 percent rent increases every five years during the initial lease term. There are no landlord maintenance responsibilities under the lease.

Hardee's Food Systems, Inc. and Carl Karcher Enterprises, Inc. are wholly-owned subsidiaries of CKE Restaurants, Inc. CKE Restaurants, Inc. is a privately held company founded in 1941 and headquartered in Carpinteria, California. CKE, through its subsidiaries, has a total of 3,159 restaurant locations in 42 states and 18 countries. There are currently about 1,899 Hardee's and 1,249 Carl's Jr. restaurant locations. In July 2010, CKE Restaurants, Inc. was acquired by a private equity group.

Since Wilber Hardee opened his first namesake restaurant in North Carolina in 1960, Hardee's has grown to become a leader in the quick service restaurant industry. Hardee's is recognized as the best choice for breakfast in the QSR industry. This reputation was built around a unique breakfast menu featuring Hardee's Made from Scratch™ Biscuits. For fiscal years 2010 and 2011 approximately 48% of the company-operated restaurant revenue came from breakfast sales. Hardee's has taken the lunch/dinner segment to the next level as well with its line of 100 percent Black Angus beef Thickburgers™. In 2005, CKE began co-branding Hardee's locations with the Red Burrito concept. Today there are over 180 dual-branded locations. There are 1,899 Hardee's restaurants operating throughout the Southeast and Midwestern United States. Hardee's sponsors a number of professional sports teams in its major markets, including the NBA's Indiana Pacers and MLB's St. Louis Cardinals.

This information has been secured from sources we believe to be reliable, but we make no representations or warranties, expressed or implied, as to the accuracy of the information. References to square footage or age are approximate. Buyer must verify the information and bears all risk for any inaccuracies. Marcus & Millichap Real Estate Investment Services is a service mark of Marcus & Millichap Real Estate Investment Services of Atlanta, Inc. © 2011 Marcus & Millichap



Location Overview



LOCATION HIGHLIGHTS

Fronts Highway 176 (Asheville Highway), the primary route connecting Inman with Interstate 26 and Spartanburg

Situated at a busy, signalized intersection

Nearby Tenants include McDonald's and Bank of America

Located approximately one mile from three schools

The Subject Property is located at a busy, signalized intersection along Highway 176 (Asheville Highway), the primary route connecting Inman with Interstate 26 and Spartanburg. Directly across from Hardee's is McDonald's. Bank of America is next door. Inman Elementary School, TE Mabry Middle School, and Inman Middle School are approximately one mile from the site.

Inman is a residential community located in the Upstate region of South Carolina approximately 10 miles northwest of Spartanburg. The city is easily accessed by Interstate 26 and Highway 176. Along with close proximity to Spartanburg, Inman residents enjoy access to nearby Lake Bowen which affords water recreational sports and fishing.

Spartanburg is located in the northwest part of South Carolina near the North Carolina border about 1.5 hours northwest of Columbia, South Carolina and 1 hour southwest of Charlotte, North Carolina. The cities of Spartanburg, Greenville and Anderson anchor the northwest region of South Carolina with an overall population of 1.3 million people. Spartanburg is home to six institutions of higher learning, three are located within the City limits, Converse College, Spartanburg Methodist College and Wofford College. The City has the highest per capita college student population of any major city in the State. Spartanburg was rated the top city in South Carolina to live and 48th nationally, by "Cities Ranked and Rated" 2007 and was recognized in SmartMoney magazine as one of the five best real estate buys in the country.

This information has been secured from sources we believe to be reliable, but we make no representations or warranties, expressed or implied, as to the accuracy of the information. References to square footage or age are approximate. Buyer must verify the information and bears all risk for any inaccuracies. Marcus & Millichap Real Estate Investment Services is a service mark of Marcus & Millichap Real Estate Investment Services of Atlanta, Inc. © 2011 Marcus & Millichap



Property Photos

PROPERTY DESCRIPTION



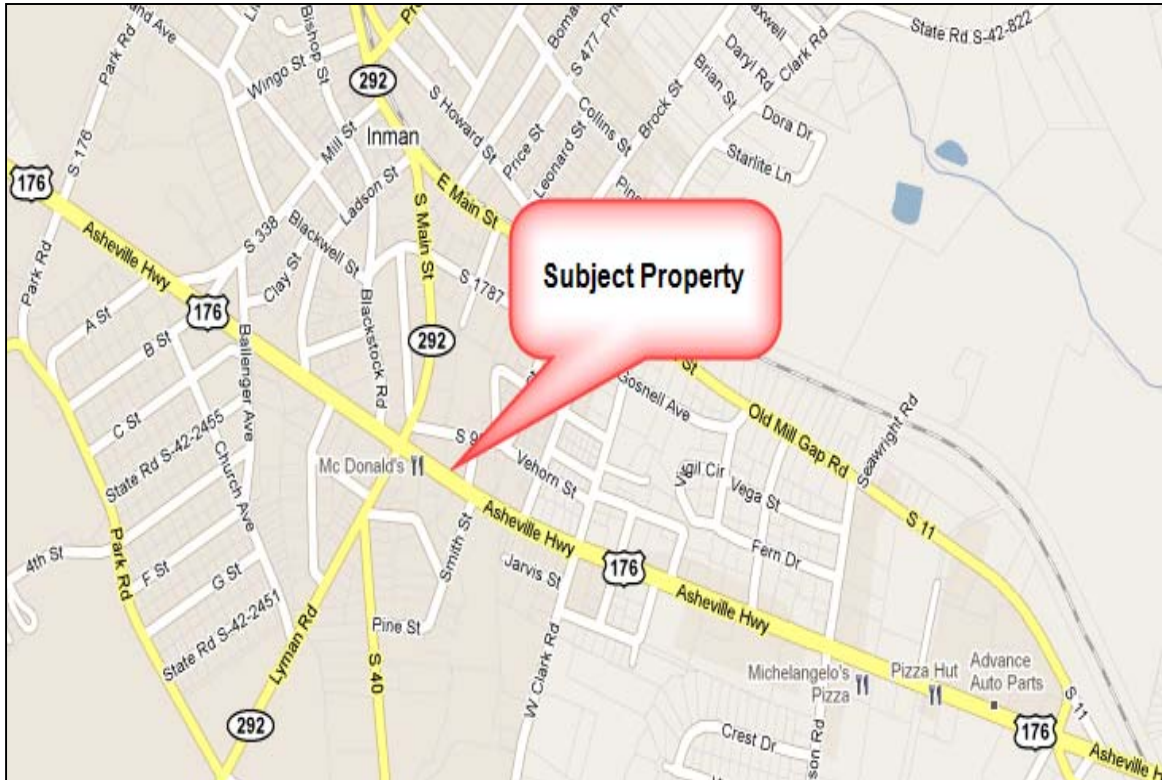
This information has been secured from sources we believe to be reliable, but we make no representations or warranties, expressed or implied, as to the accuracy of the information. References to square footage or age are approximate. Buyer must verify the information and bears all risk for any inaccuracies. Marcus & Millichap Real Estate Investment Services is a service mark of Marcus & Millichap Real Estate Investment Services of Atlanta, Inc. © 2011 Marcus & Millichap

Marcus & Millichap
Real Estate Investment Services



Area Maps

PROPERTY DESCRIPTION



LOCAL MAP



REGIONAL MAP

This information has been secured from sources we believe to be reliable, but we make no representations or warranties, expressed or implied, as to the accuracy of the information. References to square footage or age are approximate. Buyer must verify the information and bears all risk for any inaccuracies. Marcus & Millichap Real Estate Investment Services is a service mark of Marcus & Millichap Real Estate Investment Services of Atlanta, Inc. © 2011 Marcus & Millichap

Marcus & Millichap
Real Estate Investment Services



Aerial Photo

PROPERTY DESCRIPTION



This information has been secured from sources we believe to be reliable, but we make no representations or warranties, expressed or implied, as to the accuracy of the information. References to square footage or age are approximate. Buyer must verify the information and bears all risk for any inaccuracies. Marcus & Millichap Real Estate Investment Services is a service mark of Marcus & Millichap Real Estate Investment Services of Atlanta, Inc. © 2011 Marcus & Millichap

Marcus & Millichap
Real Estate Investment Services



Demographic Report

	1 Mile:	3 Miles:	5 Miles:
1990 Population	3,767	8,798	18,044
2000 Population	3,767	10,428	23,032
2010 Population	4,192	12,772	29,486
2015 Population	4,478	13,892	32,987
1990 Households	1,422	3,278	6,676
2000 Households	1,469	3,973	8,706
2010 Households	1,621	4,762	10,903
2015 Households	1,679	5,001	11,768
2010 Average Household Size	2.42	2.60	2.66
2010 Daytime Population	2,118	4,831	8,403
1990 Median Housing Value	\$39,887	\$48,263	\$56,237
2000 Median Housing Value	\$72,714	\$84,700	\$97,001
2000 Owner Occupied Housing Units	64.66%	71.46%	75.15%
2000 Renter Occupied Housing Units	27.27%	21.17%	17.80%
2000 Vacant	8.07%	7.37%	7.05%
2010 Owner Occupied Housing Units	61.01%	67.27%	70.51%
2010 Renter Occupied Housing Units	27.66%	21.83%	18.94%
2010 Vacant	11.32%	10.90%	10.55%
2015 Owner Occupied Housing Units	60.99%	67.25%	70.43%
2015 Renter Occupied Housing Units	27.79%	21.89%	19.09%
2015 Vacant	11.22%	10.86%	10.49%
\$ 0 - \$14,999	16.2%	12.3%	10.6%
\$ 15,000 - \$24,999	18.3%	13.7%	11.7%
\$ 25,000 - \$34,999	12.2%	12.1%	11.3%
\$ 35,000 - \$49,999	14.1%	15.8%	15.4%
\$ 50,000 - \$74,999	16.2%	19.1%	22.0%
\$ 75,000 - \$99,999	9.6%	12.5%	12.8%
\$100,000 - \$124,999	3.9%	7.0%	8.7%
\$125,000 - \$149,999	3.2%	3.8%	3.8%
\$150,000 - \$199,999	6.0%	3.2%	2.9%
\$200,000 - \$249,999	0.3%	0.3%	0.4%
\$250,000 +	0.1%	0.3%	0.5%
2010 Median Household Income	\$38,102	\$44,809	\$50,953
2010 Per Capita Income	\$22,248	\$22,354	\$23,107
2010 Average Household Income	\$53,581	\$57,656	\$61,273

Demographic data © 2010 by Experian/ Applied Geographic Solutions.

This information has been secured from sources we believe to be reliable, but we make no representations or warranties, expressed or implied, as to the accuracy of the information. References to square footage or age are approximate. Buyer must verify the information and bears all risk for any inaccuracies. Marcus & Millichap Real Estate Investment Services is a service mark of Marcus & Millichap Real Estate Investment Services of Atlanta, Inc. © 2011 Marcus & Millichap

Marcus & Millichap
Real Estate Investment Services



Summary Report

Geography: 5 Miles

Population

In 2010, the population in your selected geography was 29,486. The population has changed by 28.02% since 2000. It is estimated that the population in your area will be 32,987 five years from now, which represents a change of 11.88% from the current year. The current population is 48.7% male and 51.3% female. The median age of the population in your area is 38.6, compare this to the US average which is 37.1. The population density in your area is 375.29 people per square mile.

Households

There are currently 10,903 households in your selected geography. The number of households has changed by 25.23% since 2000. It is estimated that the number of households in your area will be 11,768 five years from now, which represents a change of 7.93% from the current year. The average household size in your area is 2.66 persons.

Income

In 2010, the median household income for your selected geography is \$50,953, compare this to the US average which is currently \$51,517. The median household income for your area has changed by 18.89% since 2000. It is estimated that the median household income in your area will be \$53,953 five years from now, which represents a change of 5.89% from the current year.

The current year per capita income in your area is \$23,107, compare this to the US average, which is \$27,867. The current year average household income in your area is \$61,273, compare this to the US average which is \$72,148.

Housing

The median housing value in your area was \$97,001 in 2000, compare this to the \$US average of \$115,194 for the same year. In 2000, there were 7,039 owner occupied housing units in your area and there were 1,667 renter occupied housing units in your area. The median rent at the time was \$364.

Employment

In 2010, there are 8,403 employees in your selected area, this is also known as the daytime population. The 2000 Census revealed that 50.6% of employees are employed in white-collar occupations in this geography, and 49.4% are employed in blue-collar occupations. In 2010, unemployment in this area is 10.55%. In 2000, the median time traveled to work was 21.3 minutes.

Demographic data © 2010 by Experian/Applied Geographic Solutions.

This information has been secured from sources we believe to be reliable, but we make no representations or warranties, expressed or implied, as to the accuracy of the information. References to square footage or age are approximate. Buyer must verify the information and bears all risk for any inaccuracies. Marcus & Millichap Real Estate Investment Services is a service mark of Marcus & Millichap Real Estate Investment Services of Atlanta, Inc. © 2011 Marcus & Millichap

Marcus & Millichap
Real Estate Investment Services

HARDEE'S (CORPORATE LEASE)

INMAN, SC

OFFERING MEMORANDUM